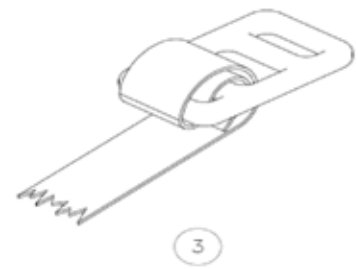
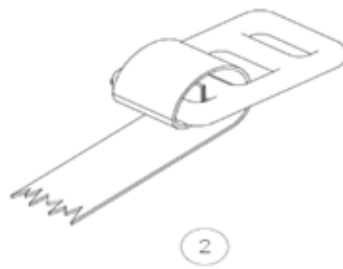
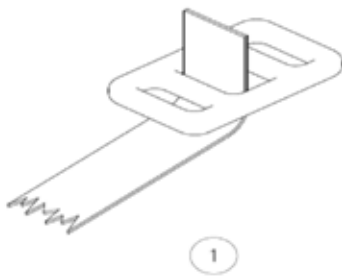


Request For Information Form RFI-2009-063 LAS

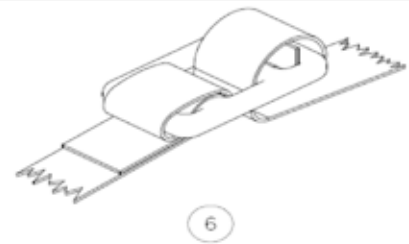
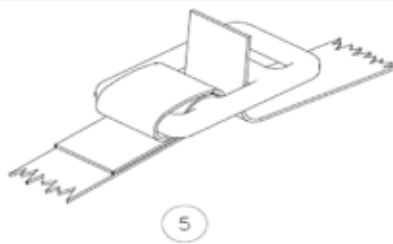
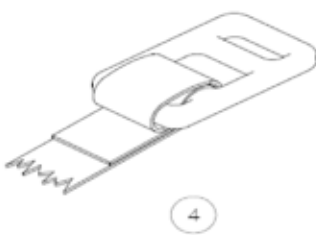
Subject: Recommended use of the HDB buckle



1. Feed the first strap end, from below through the larger center opening of the buckle.

2. Feed the strap end left around buckle end and feed it back from under through the smaller buckle opening on the left side.


3. Feed the strap end back through the larger center opening from above.



4. Pull the strap manually through the buckle.

5. Feed the other strap end around the package/bundle and feed back from below through the larger center opening of the buckle.

6. Feed the strap end right around buckle end and back from under through the smaller opening of the buckle



7. Feed the strap end back through the larger centre opening of the buckle from above.

8. Pull the strap manually through the buckle until it tightens.

9. The strap can now be tensioned on either the left or right hand side.